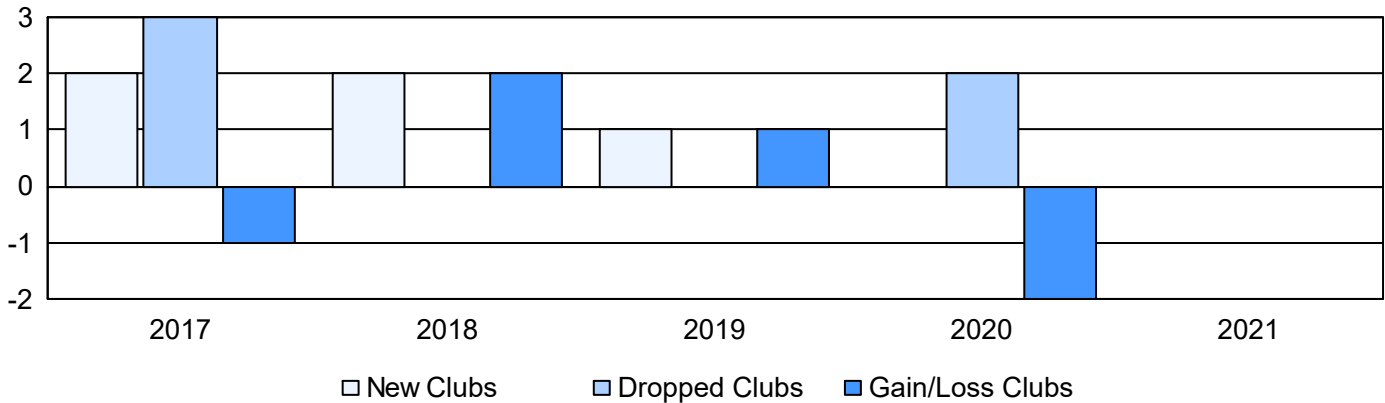
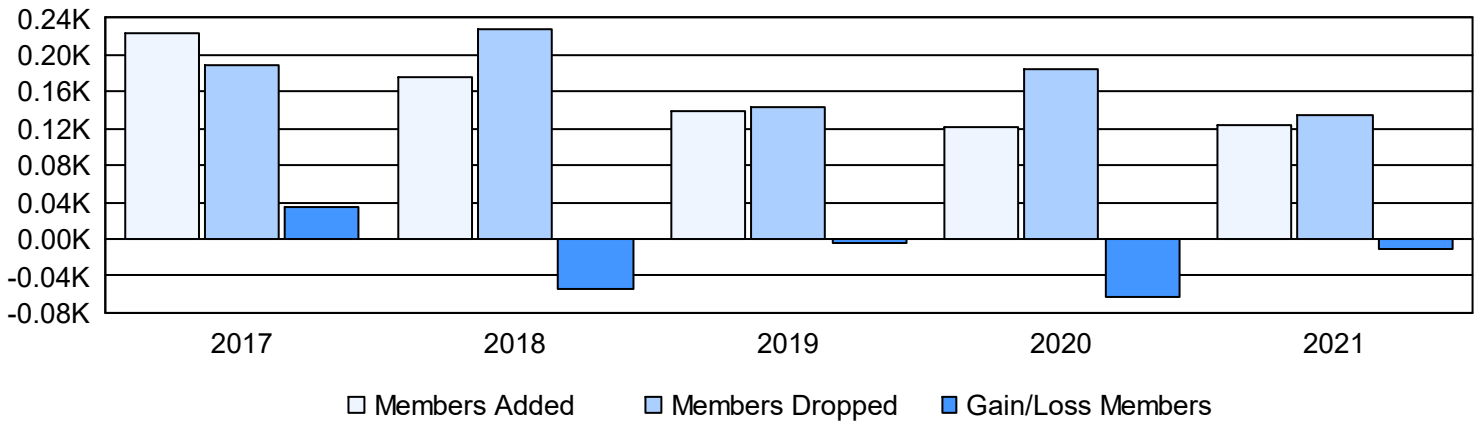


Year	New Clubs	Dropped Clubs	Gain/ Loss Clubs	New Members	Charter Members	Reinstate Members	Transfer Members	Total Member Added	Total Members Dropped	Gain/ Loss Members
2016-2017	2	3	-1	139	64	10	10	223	188	35
2017-2018	2	0	2	117	43	14	1	175	229	-54
2018-2019	1	0	1	105	23	5	6	139	143	-4
2019-2020	0	2	-2	107	3	5	6	121	185	-64
2020-2021	0	0	0	113	1	5	5	124	135	-11
Average	1	1	0	116	27	8	6	156	176	-20

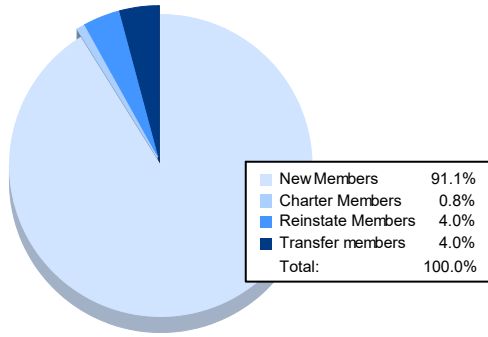
Clubs



Members



Membership Composition June 2021 Cumulative



Gender Composition June 2021 Cumulative

